

A wonderful place to explore

—
Your guide to Guildford,
Surrey and the South East



70,000+
POPULATION



240+
RETAILERS



100+
PLACES
TO EAT
AND DRINK



50
MINUTE DRIVE
TO THE
SOUTH COAST



35
MINUTE DRIVE
TO LONDON
GATWICK
AIRPORT



30
MINUTE DRIVE
TO LONDON
HEATHROW
AIRPORT



34
MINUTES
TO LONDON
BY RAIL



27
MILES FROM
LONDON
BY ROAD



THREE
THEATRES



ONE
CASTLE



£36m
WORLD CLASS
SPORTS PARK



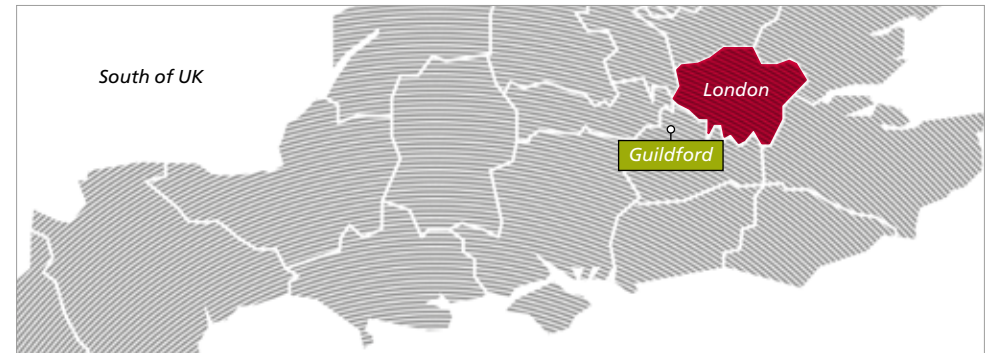
ONE
TOP TEN
UNIVERSITY

The best of both worlds

The University of Surrey sits in bustling Guildford, in the heart of South East England.

The county town of Surrey, Guildford offers a vibrant blend of entertainment, culture and history and was named as one of 2014's Best Places to Live in Britain by *The Sunday Times*. Just ten minutes' stroll from campus, the town is an attractive, affluent and appealing location to live and work.

A relaxed campus University combined with the amenities of a lively town on your doorstep? At Surrey, you can enjoy the best of both worlds.



Location of Guildford in conjunction with London



Easy to reach

Adjacent to the A3 main road and on the direct railway line between London Waterloo and Portsmouth, Guildford is easily accessed by both car and train. It's also less than 35 minutes from each of the UK's two largest international airports, Heathrow and Gatwick. All this makes the town easy to reach for students and visitors alike, as well as a great base from which to explore further afield.

nationalrail.co.uk



A walkable town

Once you're in Guildford, the University is only ever a short walk away. A frequent bus service also links the town with the University campus and runs late into the night, perfect for keen shoppers and weary revellers alike.

arrivabus.co.uk



Come and stay

A warm, friendly, safe place in which to live and work, Guildford also offers plenty of accommodation options for friends and family who come to visit. From comfortable bed and breakfasts to hotels and countryside escapes, there are lots of places to stay, whatever the budget.

visitsurrey.com

Cultural delights

Culturally, Guildford offers plenty to explore – including the £26 million G Live entertainment venue, which plays host to music, comedy and theatre. The town is also home to a range of events throughout the year, from the Guildford Book Festival to the Surrey County Show. GuilFest is the town's independent music and arts festival, offering a summer weekend's entertainment to up to 20,000 partygoers each day.

Guildford is also home to the renowned Yvonne Arnaud Theatre (one of the country's leading regional theatre venues), hosts an annual Fringe Festival, and even has its own Shakespeare company.

An Odeon cinema shows the latest film releases, while the Electric Theatre is one of a range of smaller music venues, art galleries and performance spaces that populate the streets of Guildford and ensure that you're never short of options for entertainment.



guilfest.co.uk

glive.co.uk

guildfordbookfestival.co.uk

surreycountyshow.co.uk

electrictheatre.co.uk

guildfordfringe.com

guildford-shakespeare-company.co.uk

yvonne-arnaud.co.uk

Eat, drink and be merry

Guildford offers over 100 places to eat and drink, with a variety of restaurants and eateries – from the budget-friendly to the cool and upmarket – sitting alongside cosy pubs, stylish bars and lively clubs. The range of coffee shops and cafes around the town provide an alternative to those on campus, whether you're socialising outside in the sun or looking for somewhere warm to chat and study in the winter months.

experienceguildford.co.uk



A shopper's paradise

Guildford's cobbled high street is home to some of the best shopping in the region – over £900 million is spent on the street each year, in its range of stores and independent boutiques. The town also boasts three shopping centres and a variety of markets, including a monthly farmers market stocked with local foods and produce.

experienceguildford.co.uk



Fantastic facilities

There are boundless opportunities to get out and exercise in Guildford – notably at the University's own exceptional Surrey Sports Park. One of Europe's premier sites for sport, health, wellbeing and leisure, the Sports Park is a £36 million development that will excite anyone with a sporting interest.

surreysportspark.co.uk

surrey.ac.uk/virtualtour/sports



Activities around the town

Aside from the Sports Park, there are plenty of ways to be active in and around Guildford. From the new treetop Wild Wood aerial adventure course, which pits you against rope bridges and zip wires high up in the trees, to the ice skating, tenpin bowling, swimming pool and gym at Guildford Spectrum, there's always something new to discover.

guildfordspectrum.co.uk

wildwood-adventure.com

Sport in Guildford

In and around Guildford you can find a huge range of sports teams and clubs, including rugby, football, athletics, cricket (the first known record of the sport comes from Guildford), ice hockey, golf, tennis and more. There's even a dry ski slope. All this complements the University's own vast range of sport and exercise facilities, to suit even the most eclectic of tastes.

sportguildford.co.uk

ccki.co.uk

Parks and green spaces

Lanes and side streets wind around Guildford, revealing parks, waterways and even a 900 year-old castle. The River Wey runs through the heart of the town and offers boating and rowing, as well as scenic walks along its banks. On the edge of town you'll find Stoke Park, a Green Flag award-winning park with woodland areas, formal gardens, tennis courts and sports pitches.

Guildford Castle

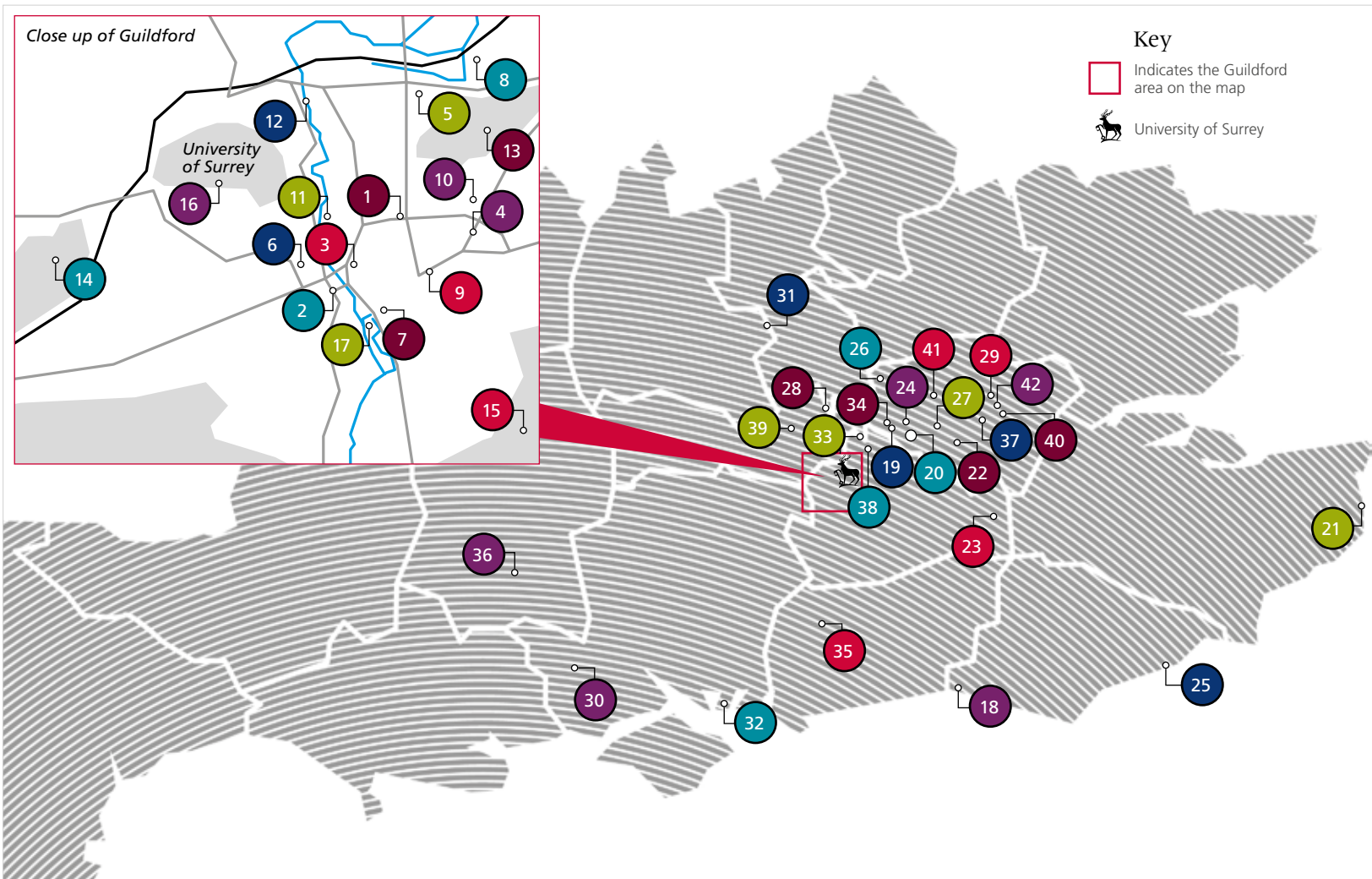
Offering panoramic views for miles around from the top of its Great Tower, Guildford Castle and its grounds are a popular attraction for visitors and residents alike. An atmospheric ruin, the castle has been partially restored and was first opened to the public in 1888. The gardens provide the town centre's main park, famous for their colourful floral displays and unique character.

guildford.gov.uk/castle



Guildford and the surrounding area

- 1 Boileroom
- 2 Electric Theatre
- 3 Friary Centre
- 4 G Live
- 5 Guildford Lido
- 6 Guildford Station
- 7 Guildford Castle
- 8 Guildford Spectrum
- 9 High Street
- 10 London Road Station
- 11 Odeon Cinema
- 12 River Wey
- 13 Stoke Park
- 14 Surrey Sports Park



- 15 Surrey Hills
- 16 University of Surrey
- 17 Yvonne Arnaud Theatre
- 18 Brighton
- 19 Brooklands
- 20 Chessington World of Adventures
- 20 Twickenham
- 20 Wimbledon
- 21 Dover
- 22 Epsom Racecourse
- 23 Gatwick Airport
- 24 Hampton Court Palace
- 25 Hastings
- 26 Heathrow Airport
- 27 Kew Gardens
- 28 Legoland
- 29 London (Eurostar)
- 30 New Forest National Park
- 31 Oxford
- 32 Portsmouth
- 33 Royal Horticultural Society Garden, Wisley
- 34 Sandown Park Racecourse
- 35 South Downs National Park
- 36 Stonehenge
- 37 The Oval
- 38 Thorpe Park
- 39 Windsor Castle
- 40 Olympic Park
- 41 Wembley Stadium
- 42 O2 Arena

- 15 Surrey Hills
- 16 University of Surrey
- 18 Brighton
- 20 Chessington World of Adventures
- 21 Dover
- 23 Gatwick Airport
- 25 Hastings
- 17 Yvonne Arnaud Theatre
- 19 Brooklands
- 20 Twickenham
- 22 Epsom Racecourse
- 24 Hampton Court Palace
- 26 Heathrow Airport
- 20 Wimbledon

Delving deeper

Head outside Guildford to explore the surrounding area and you're sure to be rewarded.

The University campus is situated within sight of the beautiful Surrey Hills, a designated Area of Outstanding Natural Beauty. Dotted with pretty country pubs, local vineyards and National Trust sites, the Hills encompass acres of rolling countryside that can be explored on foot or by bicycle.

Attractive local towns and villages abound. Some, like nearby Shere, are so picturesque that they've even provided the scenic backdrop for Hollywood movies.

The area around Guildford is also packed with history. From Farnham Castle, built in 1138, to the spectacular stately homes of Loseley Park, Clandon Park and Hatchlands Park, there are constant reminders of the area's rich heritage.

farnhamcastle.com

visitsurrey.com

surreyhills.org



POPULATION
OF OVER
1.1M
PEOPLE



SURREY
IS ENGLAND'S
MOST WOODED
COUNTY



HOME
TO DENBIES,
THE LARGEST
VINEYARD
IN THE UK



AT
294M
ABOVE SEA
LEVEL, SURREY'S
LEITH HILL IS THE
HIGHEST POINT
IN SOUTH-EAST
ENGLAND



HOME TO THE
WORLD'S FIRST
PURPOSE-BUILT
MOTORSPORT
RACE CIRCUIT,
AT BROOKLANDS



THE LONDON
2012 OLYMPICS
VISITED SURREY,
MOST NOTABLY
IN THE CYCLING
ROAD RACE
VIA BOX HILL

Elegance and energy

Nestled in the prosperous South East of England, Surrey is quintessential England – from the picturesque countryside and rolling hills to the pretty villages and historic market towns that dot the county.

Amid all the beauty, though, beats a vibrant economic and cultural heart. Thanks to Surrey's proximity to London and outstanding connections to the rest of the region, it has long been established as one of the most affluent and successful counties in England.



A historic county

Surrey is rich in heritage and culture. Similar to Guildford and its surrounding area, the county is replete with historic properties – with spectacular Hampton Court Palace chief among them. Such royal connections run deep in Surrey; the county was also the site of the signing of the Magna Carta, at Runnymede in 1215.

hrp.org.uk/hamptoncourtpalace

nationaltrust.org.uk/runnymede



Hampton Court Palace



Kew Gardens



Close to nature

In Surrey, you can find the world's largest collection of living plants – over 30,000 of them, at the world-famous Royal Botanic Gardens in Kew. A UNESCO World Heritage Site, the gardens are over 250 years old and one of the region's most popular tourist attractions.

Surrey is also home to the Royal Horticultural Society gardens in Wisley and to the British Wildlife Centre, which is appropriate, given that it's England's most wooded county.

britishwildlifecentre.co.uk

kew.org

rhs.org.uk/gardens/wisley

A literary heritage

An array of famous authors have lived and worked in Surrey over the centuries. Here are just a few:

- J. M. Barrie
- Lewis Carroll
- Daniel Defoe
- Charles Dickens
- Sir Arthur Conan Doyle
- George Eliot
- E. M. Forster
- Aldous Huxley
- George Bernard Shaw
- E. H. Shepherd
- Alfred Lord Tennyson
- H. G. Wells



Home to business

More organisations and companies have their headquarters in Surrey than any other county in the UK, from non-governmental organisations like World Wildlife Fund (WWF) UK to multinational giants like Philips, McLaren, Samsung, Toyota, Unilever, Esso and Procter & Gamble. As such, Surrey boasts outstanding connections with industry and a thriving economy throughout the county.

The proximity of such successful organisations to the University opens up a range of opportunities both for Professional Training placements and for potential careers upon graduation.



A sporting heritage

Surrey is blessed with notable sporting venues. Horse racing can be found at Sandown Park and at Epsom (home to the world-famous Derby), the Oval hosts international cricket and the headquarters of PGA European Tour golf are at Wentworth Club.

Just beyond the county border you can also visit the races at Ascot and tennis at Wimbledon - plus you can enjoy major sporting events at Chelsea FC, Surrey County Cricket Club and Twickenham, home of Harlequins Rugby Union team.

wentworthclub.com

kiaoval.com

epsomdowns.co.uk

Thrilling Surrey

At the other end of the spectrum to the lanes and fields of rural Surrey, the county is home to two of the UK's biggest theme parks: Chessington World of Adventures and Thorpe Park. Thrill-seekers can also explore the high-octane side of life at Mercedes-Benz World, which offers off-roading and other activities.

thorpepark.com

chessington.com

mercedes-benz.co.uk/days_out

The South East

Surrey lies in the heart of South East England, the third largest region in the country and one renowned for its affluence and strong economy. It's the most populous region of England, largely thanks to its proximity to London.

Along with Surrey, South East England encompasses the counties of Berkshire, Buckinghamshire, East Sussex, Hampshire, Isle of Wight, Oxfordshire and West Sussex. The region packs vast variety into this space, from beautiful villages, country lanes and ancient cathedral cities to the seaside resorts, white cliffs and maritime legacy of the south coast.

Surrey – and Guildford in particular – is perfectly placed to take advantage of all this. Depending on which direction you head, in under 90 minutes you could be basking on a Brighton beach, walking in the New Forest, gazing at Stonehenge, learning about the Norman invasion of 1066 in Hastings, boarding a ferry in Dover, or wandering through the dreaming spires of Oxford.

visitsoutheastengland.com

visitengland.com



London

And then there's London. One of the world's most visited cities, the historic, diverse, vibrant delights of the capital are easily accessible – just 34 minutes' train journey from Guildford train station. Whether heading up for a show, a sightseeing tour, a night on the town or a spur-of-the-moment day trip, Guildford is an ideal base for exploring the city.

The list of attractions in the capital is as long as it is familiar. Royal and historic sites abound, from Westminster Abbey and St Paul's Cathedral to the Tower of London and Buckingham Palace. Art and culture is packed into every corner of the city, most notably in the grand exhibitions of the Natural

History Museum and the National Gallery, while the Royal Opera House, Wembley Stadium and O2 arena regularly host major events.

As much interest and enjoyment is to be found in simply wandering around, exploring the city's spectacular variety. Gentrified areas like Chelsea and Mayfair are juxtaposed with the creative edge of Camden and Shoreditch, nightlife buzzes in Soho and Covent Garden, and the wheels of government and business turn in Westminster and the Square Mile. If it all gets too much, you can always escape to the green spaces of Kensington Gardens, Hyde Park or Hampstead Heath.

This diversity is found in the day-to-day pleasures of the city, too. From greasy spoon cafes to glamorous restaurants, covered markets to high-class Harrods, old-fashioned pubs to fashionable clubs – the possibilities are endless.

And through it all runs the 'liquid history' of the Thames river, its banks home to attractions new and old, from the Houses of Parliament and Big Ben to the artistic South Bank, home to the National Theatre, London Eye, Tate Modern museum and Shakespeare's Globe.


[timeout.com/london](https://www.timeout.com/london)
[visitlondon.com](https://www.visitlondon.com)



Chelsea



O2 Arena



Serpentine Bridge in Hyde Park



Tower of London



Tate Modern

Visit: surrey.ac.uk

University of Surrey Guildford, Surrey GU2 7XH, UK

T: +44 (0)1483 681 681 E: ug-enquiries@surrey.ac.uk

Every effort has been made to ensure the accuracy of the information contained in this publication at the time of going to press (June 2014). The University undertakes all reasonable steps to provide the services described in this guide but reserves the right, however, to introduce changes to the information given. Should industrial action or circumstances beyond the control of the University interfere with its ability to provide services, the University undertakes to use all reasonable steps to minimise any resultant disruption. Please refer to our website for up-to-date information.

June 2014